

Prüfbericht-Nr.: <i>Test report no.:</i>	CN22JT0Z 002	Auftrags-Nr.: <i>Order no.:</i>	170321700	Seite 1 von 13 Page 1 of 13	
Kunden-Referenz-Nr.: <i>Client reference no.:</i>	-	Auftragsdatum: <i>Order date:</i>	2022.11.04		
Auftraggeber: <i>Client:</i>	FOSHAN SHUNDE ZEALUX ELECTRICAL APPLIANCES CO., LTD. No.2-8, No.9 Road, Science and Technology zone, Xingtan Industrial Park, Xingtan Town, Shunde District, 528325 Foshan City, Guangdong P.R. China				
Prüfgegenstand: <i>Test item:</i>	Heat pump space heater				
Bezeichnung / Typ-Nr.: <i>Identification / Type no.:</i>	XAH16Csi32, ALSAVO HEAT 16i				
Auftrags-Inhalt: <i>Order content:</i>	EU energy performance test				
Prüfgrundlage: <i>Test specification:</i>	COMMISSION REGULATION (EU) No 813/2013 COMMISSION DELEGATED REGULATION (EU) No 811/2013				
Wareneingangsdatum: <i>Date of sample receipt:</i>	2023.06.21				
Prüfmuster-Nr.: <i>Test sample no.:</i>	A003382697-002				
Prüfzeitraum: <i>Testing period:</i>	2023.06.21 – 2023.08.03				
Ort der Prüfung: <i>Place of testing:</i>	TÜV Rheinland (Guangdong) Ltd.				
Prüflaboratorium: <i>Testing laboratory:</i>	TÜV Rheinland (Guangdong) Ltd.				
Prüfergebnis*: <i>Test result*:</i>	Pass				
geprüft von: <i>tested by:</i>	 Signed by: Felix Tong				genehmigt von: <i>authorized by:</i>
Datum: <i>Date:</i>	2023.08.03	Ausstellungsdatum: <i>Issue date:</i>	2023.08.03		
Stellung / Position:	Project Engineer	Stellung / Position:	Reviewer		
Sonstiges / <i>Other:</i>	This report is only for heating capacity test and sound power level test.				
Zustand des Prüfgegenstandes bei Anlieferung: <i>Condition of the test item at delivery:</i>	Prüfmuster vollständig und unbeschädigt Test item complete and undamaged				
* Legende:	P(ass) = entspricht o.g. Prüfgrundlage(n)	F(ail) = entspricht nicht o.g. Prüfgrundlage(n)	N/A = nicht anwendbar	N/T = nicht getestet	
* Legend:	P(ass) = passed a.m. test specification(s)	F(ail) = failed a.m. test specification(s)	N/A = not applicable	N/T = not tested	
<p>Dieser Prüfbericht bezieht sich nur auf das o.g. Prüfmuster und darf ohne Genehmigung der Prüfstelle nicht auszugsweise vervielfältigt werden. Dieser Bericht berechtigt nicht zur Verwendung eines Prüfzeichens. <i>This test report only relates to the a. m. test sample. Without permission of the test center this test report is not permitted to be duplicated in extracts. This test report does not entitle to carry any test mark.</i></p>					

V05

Testing results summary		
Model designation	XAH16Csi32	
Function	Heating (Average)	
Outlet temperature	35	55
Design load (kW)	12.05	12.47
Annual energy consumption (kWh)	5470	7807
Seasonal space heating energy efficiency	179	129
Energy class	A+++	A++

Summary of testing

- The appliance was evaluated capacity test according to EN 14825:2013 and EN 14825:2022.
- The appliance was tested at outlet temperature 35°C and 55°C.
- The capacity test method is air enthalpy method.
- The appliance was evaluated sound power level test according to EN 12102:2013 and EN 12102-1:2022.
- All tests were performed on the model XAH16Csi32.
- The test location is below.
 For heating capacity test
 TÜV Rheinland (Guangdong) Ltd.
 No.199 Kezhu Road, Guangzhou Science City Guangzhou 510663 China
 For sound power level test
 CVC Testing Technology Co., Ltd.
 No.3, Tiantaiyi Road, Kaitai Avenue, Science City, Guangzhou, Guangdong, P.R. China

Test sample particulars

Classification of installation and use: Fixed appliance

Type of the appliance: Air to water heat pump

Function of the appliance: Space heating or cooling

Heating season (heating function applicable).....: Average

Possible test case verdicts:

- test case does not apply to the test object: N/A

- test object does meet the requirement: P(Pass)

- test object does not meet the requirement: F(Fail)

Testing.....:

Date of receipt of test item.....: See cover page

Date (s) of performance of tests.....: See cover page

General product information

1. The appliance is air to water heat pump for space heating or cooling which installed at outdoor.
2. The appliance incorporates water pump and crankcase heater for compressor.




Model description:




All models are identical to each other except for model name.

The information of compressor, fan motor and water pump are listed as below.

Object / part No.	Manufacturer/ trademark	Type / model	Technical data
Compressor	Guangzhou Meizhi Compressor Ltd.	KTF400D64UMTA	Rated Voltage: DC190V; 180Hz ;R32
Fan motor	Wolong Electric Group Co., Ltd.	ZWB378D02B	DC310V,8P, 120W,880r/min
Water pump	HEFEI XINHU CANNED MOTOR PUMP CO.,LTD	GPD25-8S	AC230V/50Hz 245W class H

Rating labels and marking:

AIR SOURCE HEAT PUMP	
Model	XAH16Csi32
Rated heating capacity	16kW
Rated current	26A
Power supply	220-240V~ 50Hz
Advised water flux	2.8m ³ /h
Max. water pressure	0.3MPa
Water connection	G1"
Electric shock prevention	Class I
Waterproof protection	IPX4
Max. allowable pressure(discharge)	4.5MPa
Max. allowable pressure(suction)	1.5MPa
Refrigerant (R32)	2.4kg
CO2 equivalent	1.62tonnes
Net weight	109kg
FOSHAN SHUNDE ZEALUX ELECTRICAL APPLIANCES CO., LTD. No.2-8, No.9 Road, Science and Technology Zone, Xingtan Industrial Park, Xingtan Town, Shunde District, 528325 Foshan City, Guangdong P.R. China	
Contains fluorinated greenhouse gases. Hermetically sealed system.	
  	

AIR SOURCE HEAT PUMP	
Model	ALSAVO HEAT 16i
Rated heating capacity	16kW
Rated current	26A
Power supply	220-240V~ 50Hz
Advised water flux	2.8m ³ /h
Max. water pressure	0.3MPa
Water connection	G1"
Electric shock prevention	Class I
Waterproof protection	IPX4
Max. allowable pressure(discharge)	4.5MPa
Max. allowable pressure(suction)	1.5MPa
Refrigerant (R32)	2.4kg
CO2 equivalent	1.62tonnes
Net weight	109kg
<p>FOSHAN SHUNDE ZEALUX ELECTRICAL APPLIANCES CO., LTD. No.2-8, No.9 Road, Science and Technology Zone, Xingtan Industrial Park, Xingtan Town, Shunde District, 528325 Foshan City, Guangdong P.R. China</p>	
<p>Contains fluorinated greenhouse gases. Hermetically sealed system.</p>	
  	

COMMISSION REGULATION (EU) No 813/2013 COMMISSION DELEGATED REGULATION (EU) No 811/2013			
Clause	Requirement - Test	Result - Remark	Verdict

COMMISSION REGULATION (EU) No 813/2013			
Article 1	Subject matter and scope		P
1	This Regulation establishes ecodesign requirements for the placing on the market and/or putting into service of space heaters and combination heaters with a rated heat output heater ≤ 400 kW including those integrated in packages of space heater, temperature control and solar device or packages of combination heater, temperature control and solar device as defined in article 2 of Commission Delegated Regulation (EU) No 811/2013.		P
2	This Regulation shall not apply to: (a) heaters specifically designed for using gaseous or liquid fuels predominantly produced from biomass; (b) heaters using solid fuels; (c) heaters within the scope of Directive 2010/75/EU of the European Parliament and of the Council; (d) heaters generating heat only for the purpose of providing hot drinking or sanitary water; (e) heaters for heating and distributing gaseous heat transfer media such as vapour or air; (f) cogeneration space heaters with a maximum electrical capacity of 50 kW or above. (g) heat generators designed for heaters and heater housings to be equipped with such heat generators placed on the market before 1 January 2018 to replace identical heat generators and identical heater housings. The replacement product or its packaging shall clearly indicate the heater for which it is intended.		N/A
Article 3	Ecodesign requirements and timetable		P
1	The ecodesign requirements for heaters are set out in Annex II.		P
2	Each ecodesign requirement shall apply in accordance with the following timetable:		P
	(a) from 26 September 2015: (i) heaters shall meet the requirements set out in Annex II, points 1(a), 3 and 5; (ii) combination heaters shall meet the requirements set out in Annex II, point 2(a);		N/A

COMMISSION REGULATION (EU) No 813/2013 COMMISSION DELEGATED REGULATION (EU) No 811/2013													
Clause	Requirement - Test											Result - Remark	Verdict
	(a) from 26 September 2017: (i) electric space heaters, electric combination heaters, cogeneration space heaters, heat pump space heaters and heat pump combination heaters shall meet the requirements set out in Annex II, point 1(b); (ii) combination heaters shall meet the requirements set out in Annex II, point 2(b);												P
	(a) from 26 September 2018 heaters shall meet the requirements set out in Annex II, point 4(a).												N/A
3	Compliance with ecodesign requirements shall be measured and calculated in accordance with the requirements set out in Annex III.												P
Annex II	Ecodesign requirements												P
1	Requirements for seasonal space heating energy efficiency												P
	(a) From 26 September 2015 the seasonal space heating energy efficiency and useful efficiencies of heaters shall not fall below the following values:												N/A
	- Heat pump space heaters and heat pump combination heaters, with the exception of low-temperature heat pumps: 100%												N/A
	- Low-temperature heat pumps: 115%												N/A
	(b) From 26 September 2017 the seasonal space heating energy efficiency and useful efficiencies of heaters shall not fall below the following values:												P
	- Heat pump space heaters and heat pump combination heaters, with the exception of low-temperature heat pumps: 110%												P
	- Low-temperature heat pumps: 125%												P
2	Requirements for water heating energy efficiency												N/A
	(a) From 26 September 2015 the water heating energy efficiency of combination heaters shall not fall below the following values:												N/A
	Declared load profile	3XS	XXS	XS	S	M	L	XL	XXL	3XL	4XL	-	
	Water heating energy efficiency	22%	23%	26%	26%	30%	30%	30%	32%	32%	32%		
	(a) From 26 September 2017 the water heating energy efficiency of combination heaters shall not fall below the following values:												N/A

COMMISSION REGULATION (EU) No 813/2013													
COMMISSION DELEGATED REGULATION (EU) No 811/2013													
Clause	Requirement - Test											Result - Remark	Verdict
	Declared load profile	3XS	XXS	XS	S	M	L	XL	XXL	3XL	4XL	-	
	Water heating energy efficiency	32%	32%	32%	32%	36%	37%	38%	60%	64%	64%	-	
3	Requirements for sound power level											P	
	From 26 September 2015 the sound power level of heat pump space heaters and heat pump combination heaters shall not exceed the following values:											P	
	Rated heat output ≤ 6 kW		6 kW < Rated heat output ≤ 12 kW		12 kW < Rated heat output ≤ 30 kW		30 kW < Rated heat output ≤ 70 kW					-	
	indoor	outdoor	indoor	outdoor	indoor	outdoor	indoor	outdoor	indoor	outdoor			
	60 dB	65 dB	65 dB	70 dB	70 dB	78 dB	80 dB	88 dB					
4	Requirements for emissions nitrogen oxides											N/A	
5	Requirements for product information											N/A	
	From 26 September 2015 the following product information on heaters shall be provided:											N/A	
	(a) the instruction manuals for installers and end-users, and free access websites of manufacturers, their authorised representatives and importers shall contain the following elements:											N/A	
	- For heat pump heaters and heat pump combination heaters, the technical parameters set out in Table 2, measured and calculated in accordance with Annex III;											N/A	
	- Any specific precautions that shall be taken when the heater is assembled, installed or maintained;											N/A	
	- Information relevant for disassembly, recycling and/or disposal at end-of-life;											N/A	
Annex III	Measurements and calculations											P	

COMMISSION DELEGATED REGULATION (EU) No 811/2013

Annex II	Energy efficiency classes											P
1	Seasonal space heating energy efficiency classes											P

COMMISSION REGULATION (EU) No 813/2013 COMMISSION DELEGATED REGULATION (EU) No 811/2013			
Clause	Requirement - Test	Result - Remark	Verdict
	The seasonal space heating energy efficiency class of a heater, with the exception of low-temperature heat pumps and heat pump space heaters for low-temperature application, shall be determined on the basis of its seasonal space heating energy efficiency as set out in Table 1.		P
	The seasonal space heating energy efficiency class of a low-temperature heat pumps and a heat pump space heaters for low-temperature application shall be determined on the basis of its seasonal space heating energy efficiency as set out in Table 2.		P
	The seasonal space heating energy efficiency of a heater shall be calculated in accordance with point 3 and 4 of Annex VII, for heat pump space heaters, heat pump combination heaters and low-temperature heat pumps under average climate conditions.		P
2	Water heating energy efficiency classes		N/A
	The water heating energy efficiency class of a combination heater shall be determined on the basis of its water heating energy efficiency as set out in Table 3.		N/A
	The water heating energy efficiency of a combination heater shall be calculated in accordance with point 5 of Annex VII.		N/A

Measurements and calculations

Outlet temperature °C	35								
Outlet temperature type	<input type="checkbox"/> Fixed outlet <input checked="" type="checkbox"/> Variable outlet								
Test result	Test condition								
	A	B	C	D	E	F			
Inlet dry bulb temperature for outdoor air °C	-7.03	2.02	6.97	12.00	-10.00	-7.03			
Inlet wet bulb temperature for outdoor air °C	-8.00	0.99	6.01	10.99	-11.04	-8.00			
Inlet temperatures for indoor °C	30.61	27.95	25.60	22.62	32.06	30.61			
Outlet temperatures for indoor °C	34.01	30.00	26.99	24.00	35.31	34.01			
Measured capacity W	10709	6461	4392	4359	10209	10709			
Measured power input W	3525	1484	850	617	3735	3525			
Water volume flow rate m ³ /h	2.72	2.72	2.72	2.72	2.72	2.72			
Static pressure difference kPa	27.6	27.7	27.4	27.3	27.4	27.6			
Measured power input of compressor off state W	4	4	4	4	4	4			
Compressor frequency for inverter type (Hz)	65	29	17	15	69	65			
Corrections of the power input of liquid pump if applicable									
P _{hydrau} W	21	21	21	21	21	21			
Efficiency of the pump	0.30	0.30	0.30	0.30	0.30	0.30			
Capacity correction W	48	48	48	48	48	48			
Power input correction W	69	69	68	68	68	69			
Effective capacity W	10661	6413	4344	4311	10161	10661			
Effective power input W	3456	1415	782	549	3667	3456			
Calculated COP	3.08	4.53	5.56	7.86	2.77	3.08			
Electric power consumption during thermostat-off mode, standby mode, crankcase heater mode and off mode									
Off mode kW	0.006								
Thermostat-off mode kW	0.006								
Standby mode kW	0.006								
Crankcase heater mode kW	0.035								
Calculations for seasonal space heating energy efficiency									
Test condition	Outdoor heat exchanger	Indoor heat exchanger	Part Load Ratio %	Part Load kW	Tested Capacity kW	Tested COP	Cc	CR	COP at A, B, C, D, E, F condition
	Outdoor air °C	Outlet water temperature °C							
A	-7	34	88.46%	10.66	10.661	3.08	1.00	1.00	3.08
B	2	30	53.85%	6.49	6.413	4.53	1.00	1.00	4.53

C	7	27	34.62%	4.17	4.344	5.56	0.99	1.00	5.56
D	12	24	15.38%	1.85	4.311	7.86	0.99	0.43	7.78
E	-10	35.3	100.00%	12.05	10.161	2.77	1.00	1.00	2.77
F	-7	34	88.46%	10.66	10.661	3.08	1.00	1.00	3.08
SCOPon	4.56				SCOPnet	4.65			
SCOP	4.55								
η_s	179								

Outlet temperautre °C	55					
Outlet temperautre type	<input type="checkbox"/> Fixed outlet <input checked="" type="checkbox"/> Variable outlet					
Test result	Test condition					
	A	B	C	D	E	F
Inlet dry bulb temperature for outdoor air °C	-7.01	2.01	6.99	12.00	-10.00	-7.01
Inlet wet bulb temperature for outdoor air °C	-8.10	0.99	5.98	11.01	-11.16	-8.10
Inlet temperatures for indoor °C	45.39	37.98	33.32	27.44	49.37	45.39
Outlet temperatures for indoor °C	52.01	42.01	36.00	30.00	55.32	52.01
Measured capacity W	11054	6762	4511	4305	9918	11054
Measured power input W	5689	2051	1137	736	6475	5689
Water volume flow rate m ³ /h	1.46	1.46	1.46	1.46	1.46	1.46
Static pressure difference kPa	14.8	14.9	14.4	13.7	14.1	14.8
Meausred power input of compressor off state W	8	8	8	8	8	8
Compressor frequency for inverter type (Hz)	79	32	19	15	87	79
Corrections of the power input of liquid pump if applicable						
P _{hydrau} W	6	6	6	6	6	6
Efficiency of the pump	0.19	0.19	0.19	0.18	0.18	0.19
Capacity correction W	26	26	26	25	25	26
Power input correction W	32	32	31	30	31	32
Effective capacity W	11028	6736	4485	4280	9893	11028
Effecitve power input W	5657	2019	1106	706	6444	5657
Calculated COP	1.95	3.34	4.06	6.07	1.54	1.95
Electric power consumption during thermostat-off mode, standby mode, crankcase heater mode and off mode						
Off mode kW	0.006					
Thermostat-off mode kW	0.006					
Standby mode kW	0.006					
Crankcase heater mode kW	0.035					

Calculations for seasonal space heating energy efficiency									
Test condition	Outdoor heat exchanger	Indoor heat exchanger	Part Load Ratio %	Part Load kW	Tested Capacity kW	Tested COP	Cc	CR	COP at A, B, C, D, E, F condition
	Outdoor air °C	Outlet water temperature °C							
A	-7	52	88.46%	11.03	11.028	1.95	1.00	1.00	1.95
B	2	42	53.85%	6.71	6.736	3.34	1.00	1.00	3.34
C	7	36	34.62%	4.32	4.485	4.06	0.99	1.00	4.06
D	12	30	15.38%	1.92	4.280	6.07	0.99	0.45	5.98
E	-10	55.3	100.00%	12.47	9.893	1.54	1.00	1.00	1.54
F	-7	52	88.46%	11.03	11.028	1.95	1.00	1.00	1.95
SCOPon	3.30			SCOPnet		3.32			
SCOP	3.30								
η_s	129								

Test result	Indoor unit	Outdoor unit
Sound power level dB(A)	-	68.5

Photo



Picture 1 alternative appearance

End of report